

---

## CAN/ULC-S102 Surface Burning Characteristics of "ADFORS NOVELIO NATURE OPPOSITE"

A Report To: **Saint-Gobain Adfors CZ s.r.o.**  
106 Sokolovská  
Litomyšl, Pardubický kraj 570 01  
Czechia

Phone: +420461651581

Attention: Michal Doubrava  
E-mail: michal.doubrava@saint-gobain.com

Submitted by: Element Fire Testing

Report No. 19-002-733(A)  
6 Pages

Date: January 6, 2020

**1.0 ACCREDITATION** To ISO/IEC 17025 for a defined Scope of Testing by the International Accreditation Service

## 2.0 SPECIFICATIONS OF ORDER

Determine Flame Spread Rating and Smoke Developed Classification based upon triplicate testing conducted in accordance with CAN/ULC-S102-2018, as per Element Quotation No. 19-002-118292 RV1 dated November 1, 2019.

**3.0 SAMPLE IDENTIFICATION** (Element sample identification number 19-002-S0733-1)

Wallcovering material described as, "Ready to use glassfibre wallcovering", identified as: "ADFORS NOVELIO NATURE OPPOSITE"

## 4.0 TEST PROCEDURE

The method, designated as CAN/ULC-S102-2018, "*Standard Method of Test for Surface Burning Characteristics of Building Materials and Assemblies*", is designed to determine the relative surface burning characteristics of materials under specific test conditions. Results of less than three identical specimens are expressed in terms of Flame Spread Value (FSV) and Smoke Developed Value (SDV). Results of three or more replicate tests on identical samples produce average values expressed as Flame Spread Rating (FSR) and Smoke Developed Classification (SDC).

Although the procedure is applicable to materials, products and assemblies used in building construction for development of comparative surface spread of flame data, the test results may not reflect the relative surface burning characteristics of tested materials under all building fire conditions.

## 5.0 SAMPLE PREPARATION

The 0.36 mm thick wallcovering material was adhered to a 6 mm thick, fiberglass reinforced cement board substrate using Dynamic Clear Wallcovering Adhesive. Each test specimen consisted of a total of three prepared sections of material, each approximately 533 mm in width by 2438 mm in length. The sections were butted together to form the requisite specimen length. Prior to testing, the specimens were conditioned to constant mass at a temperature of  $23 \pm 3^\circ\text{C}$  and a relative humidity of  $50 \pm 5\%$ . At the time of test initiation, the specimens were self-supporting.

Testing was performed on: Test #1: 2020-01-03 Test #2: 2020-01-03 Test #3: 2020-01-03

## 6.0 SUMMARY OF TEST PROCEDURE

The tunnel is preheated to  $85^\circ\text{C}$ , as measured by the backwall-embedded thermocouple located 7090 mm downstream of the burner ports, and allowed to cool to  $40^\circ\text{C}$ , as measured by the backwall-embedded thermocouple located 4000 mm from the burners. At this time the tunnel lid is raised and the test sample is placed along the ledges of the tunnel so as to form a continuous ceiling 7315 mm long, 305 mm above the floor. The lid is then lowered into place.

## 6.0 SUMMARY OF TEST PROCEDURE (continued)

Upon ignition of the gas burners, the flame spread distance is observed and recorded every second. Flame spread distance versus time is plotted. Calculations ignore all flame front recessions and the Flame Spread Values (FSV) are determined by calculating the total area under the curve for each test sample. If the total area under the curve (AT) is less than or equal to 29.7 m·min,  $FSV = 1.85 \cdot AT$ ; if greater,  $FSV = 1640 / (59.4 - AT)$ .

The Smoke Developed Value is determined by comparing the area under the obscuration curve for the test sample to that of inorganic reinforced cement board and red oak, established as 0 and 100, respectively. The Smoke Developed Value (SDV) is determined by dividing the total area under the obscuration curve by that of red oak and multiplying by 100.

## 7.0 TEST RESULTS

### SAMPLE: "ADFORS NOVELIO NATURE OPPOSITE"

Test	Approx. Time to Ignition (s)	Maximum Flame Front Distance (m)	Time to Maximum Flame Front (s)	Maximum Air Temperature (°C)	Flame Spread Value (FSV)	Smoke Developed Value (SDV)
1	-	0.00	0	329	0	3
2	-	0.00	0	334	0	10
3	-	0.00	0	327	0	15
Average:					0	9
Rounded Average Flame Spread Rating (FSR):					0	-
Rounded Average Smoke Developed Classification (SDC):					-	10

### 7.1 Observations of Burning Characteristics

The specimens did not ignite. Discolouration was observed in the area of direct test flame impingement.

## 8.0 RESULTS INTERPRETATION

CAN/ULC-S102 contains no performance criteria of its own. The National Building Code of Canada (NBCC) or other jurisdictional documentation should be referenced to determine the FSR and/or SDC performance criteria that is applicable to the material, for the intended application.



Francis Williams,  
Technician.



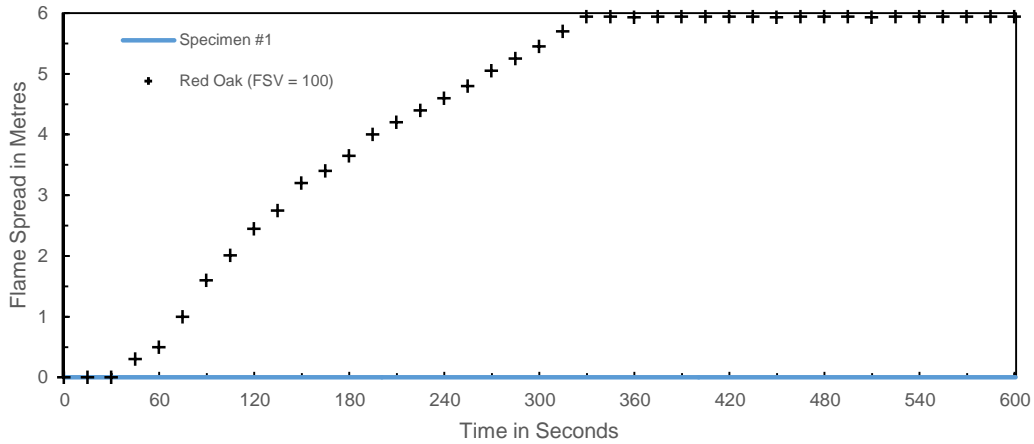
Ian Smith,  
Technical Manager.

Note: This report and service are covered under Element Materials Technology Canada Inc. Standard Terms and Conditions of Contract which may be found on our company's website at [www.element.com/terms/terms-and-conditions](http://www.element.com/terms/terms-and-conditions).

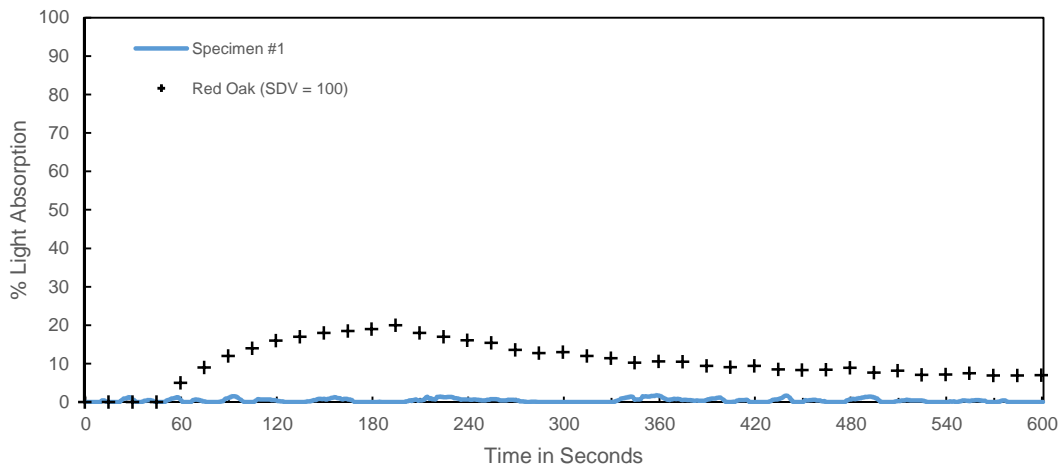
**9.0 TEST CHARTS**

**Test #1: "ADFORS NOVELIO NATURE OPPOSITE"**

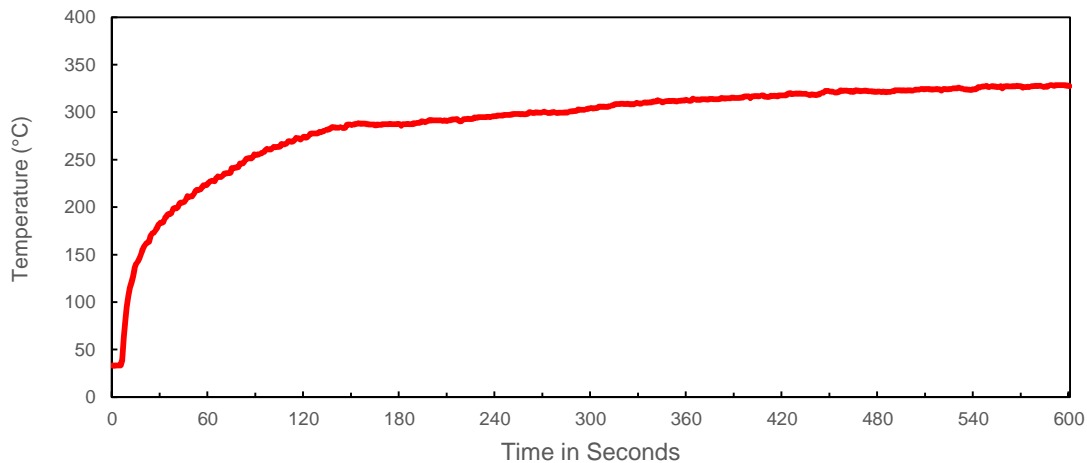
**Chart 1. FLAME SPREAD (Specimen #1)**



**Chart 2. SMOKE DEVELOPED (Specimen #1)**



**Chart 3. TEMPERATURE (Specimen #1)**



Flame Spread  
Value (FSV)  
**0**

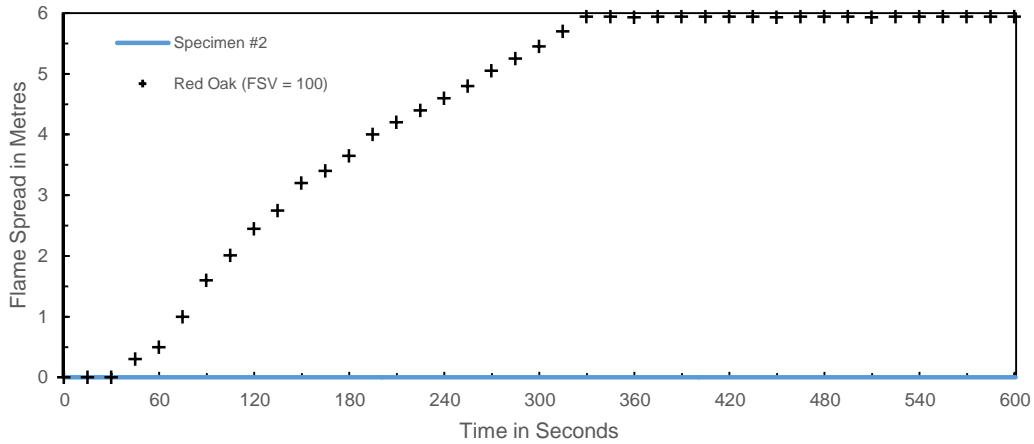
Smoke Developed  
Value (SDV)  
**3**

Maximum Air  
Temperature (°C)  
**329**

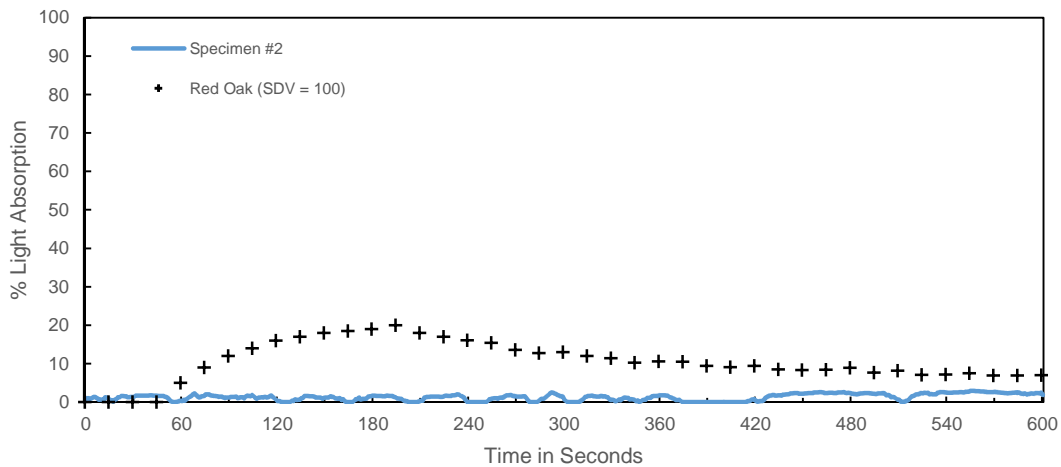
**9.0 TEST CHARTS (continued)**

**Test #2: "ADFORS NOVELIO NATURE OPPOSITE"**

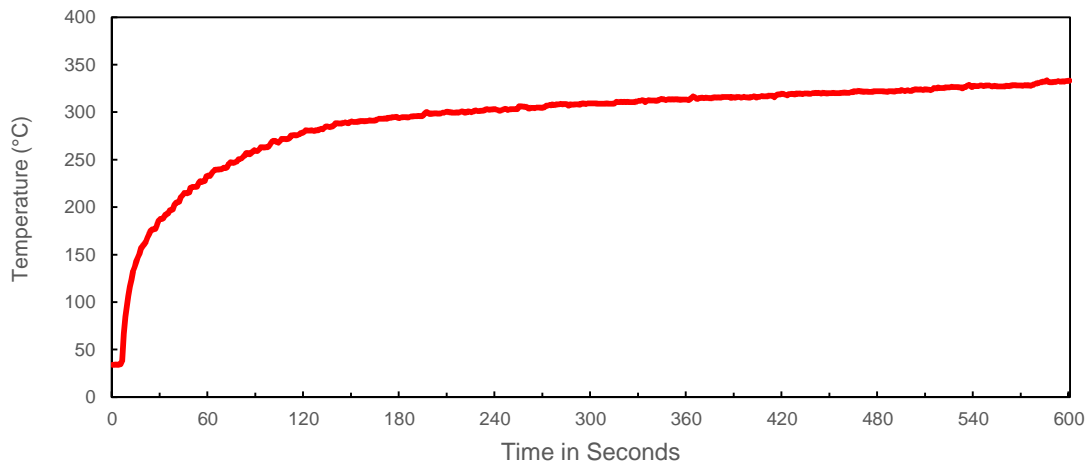
**Chart 4. FLAME SPREAD (Specimen #2)**



**Chart 5. SMOKE DEVELOPED (Specimen #2)**



**Chart 6. TEMPERATURE (Specimen #2)**



Flame Spread  
Value (FSV)  
**0**

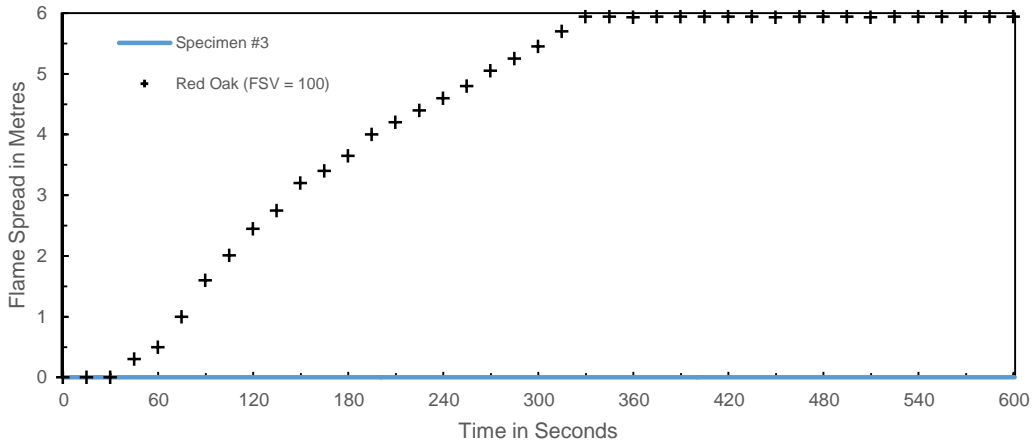
Smoke Developed  
Value (SDV)  
**10**

Maximum Air  
Temperature (°C)  
**334**

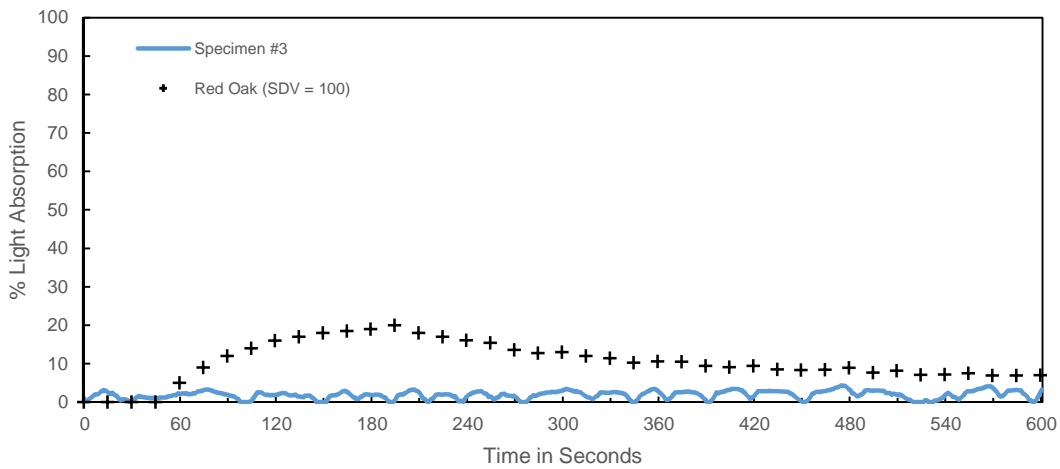
**9.0 TEST CHARTS (continued)**

**Test #3: "ADFORS NOVELIO NATURE OPPOSITE"**

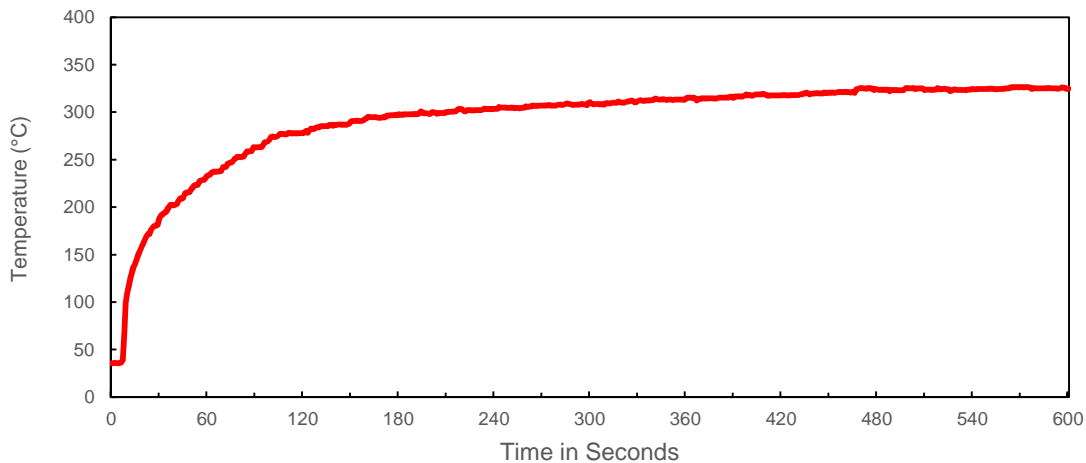
**Chart 7. FLAME SPREAD (Specimen #3)**



**Chart 8. SMOKE DEVELOPED (Specimen #3)**



**Chart 9. TEMPERATURE (Specimen #3)**



Flame Spread  
Value (FSV)  
**0**

Smoke Developed  
Value (SDV)  
**15**

Maximum Air  
Temperature (°C)  
**327**